


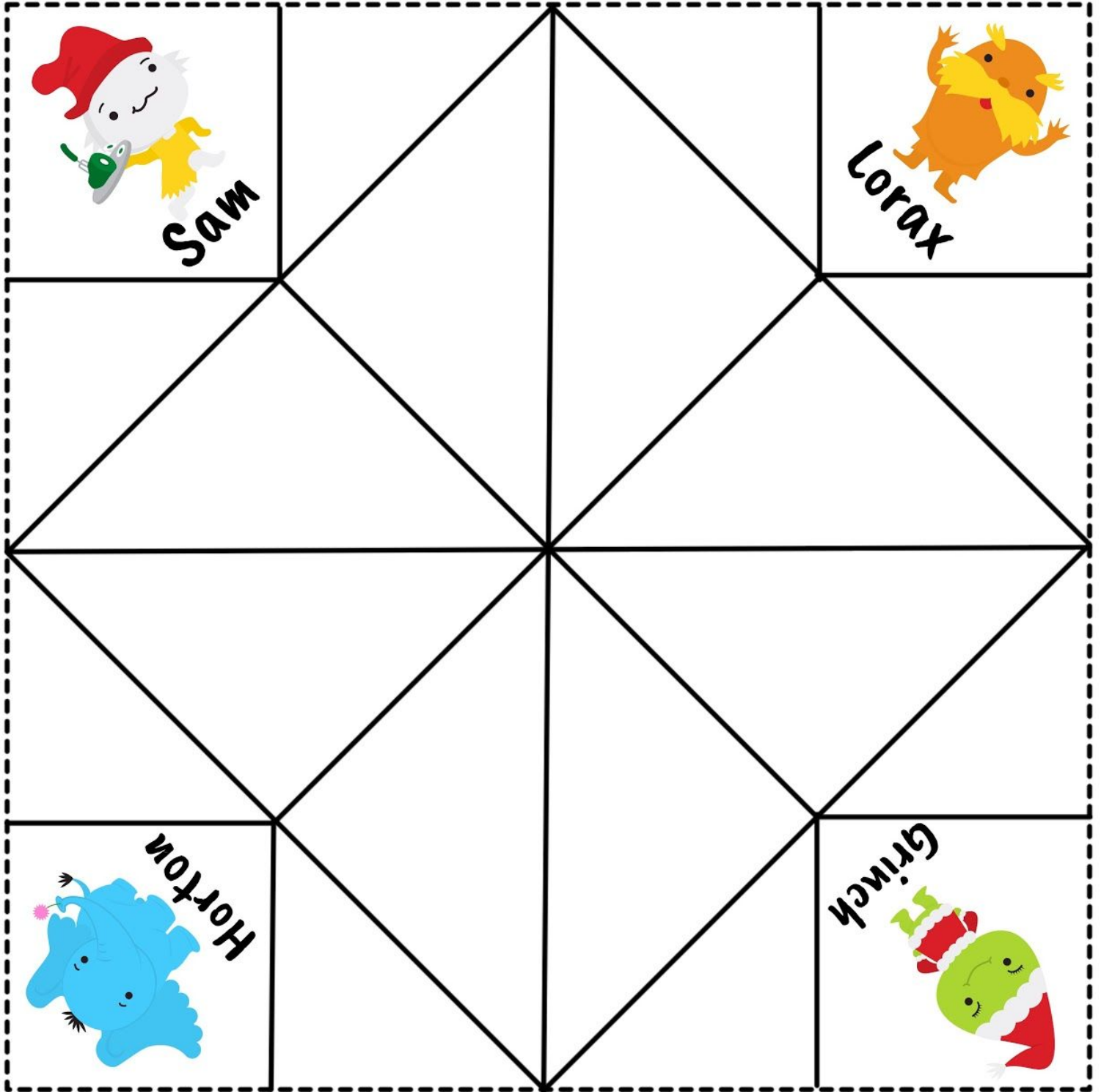




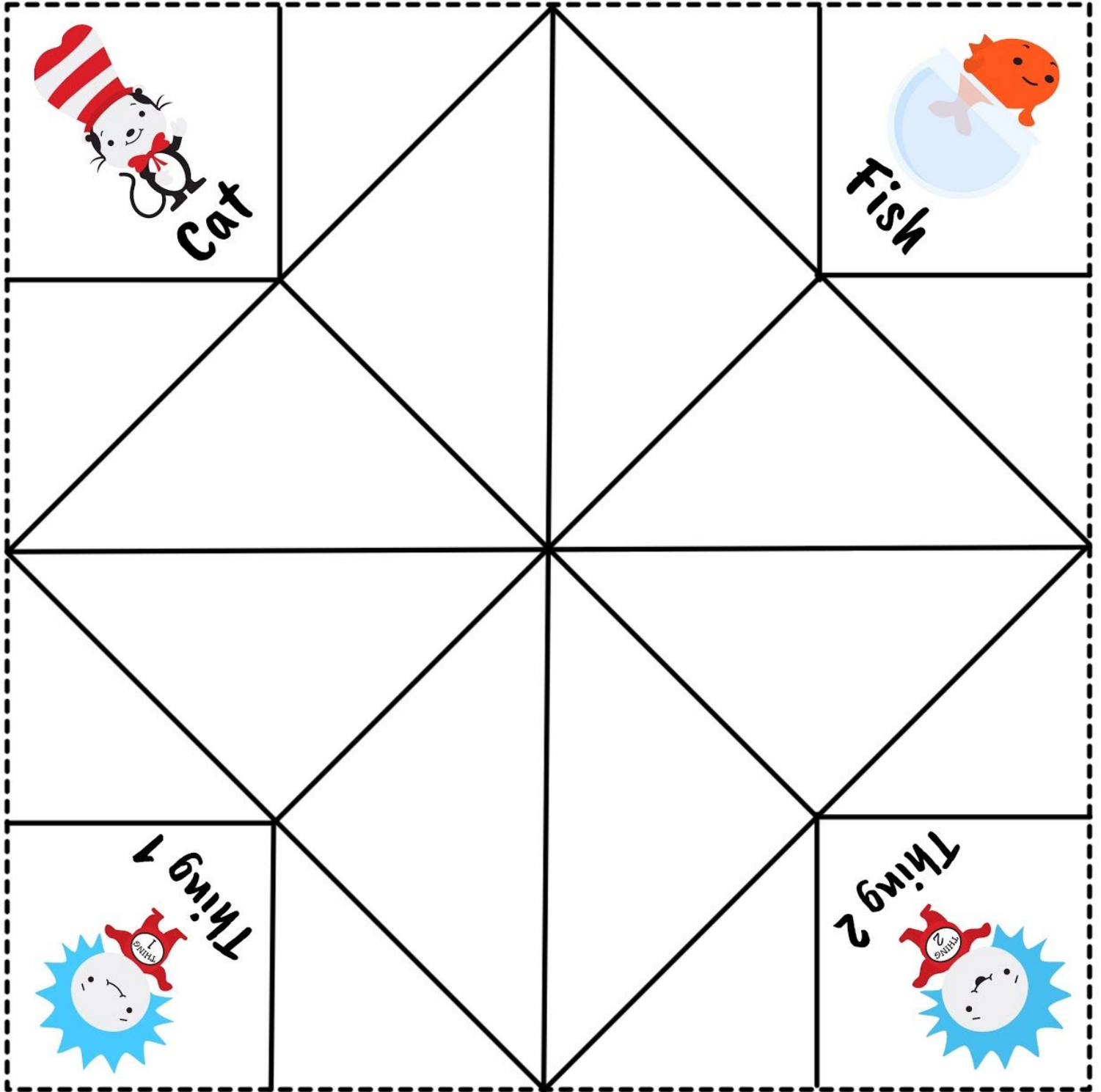
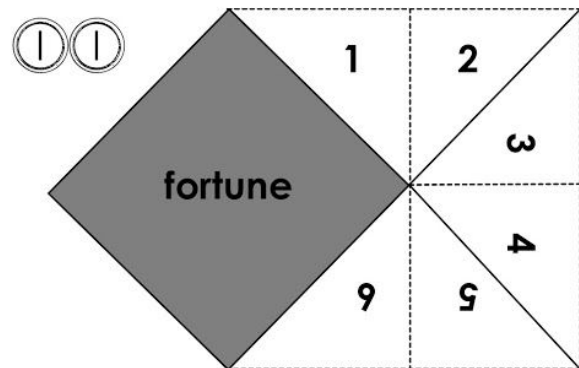
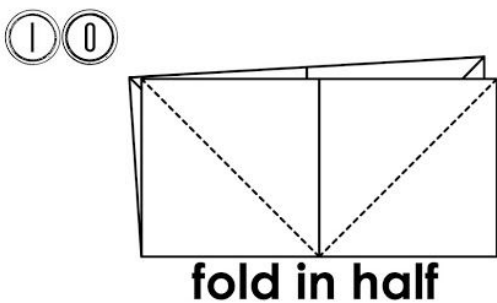
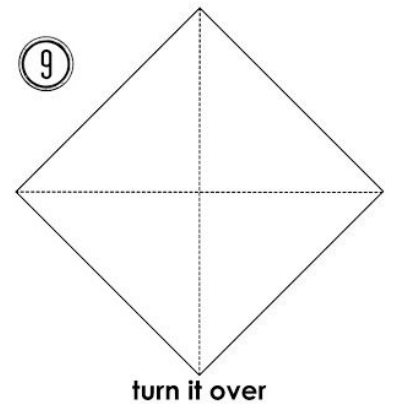
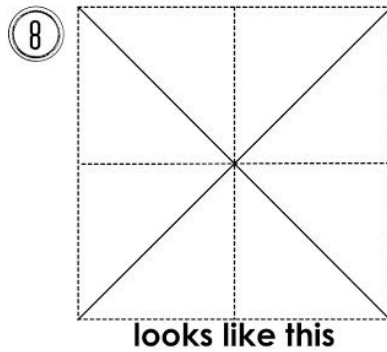
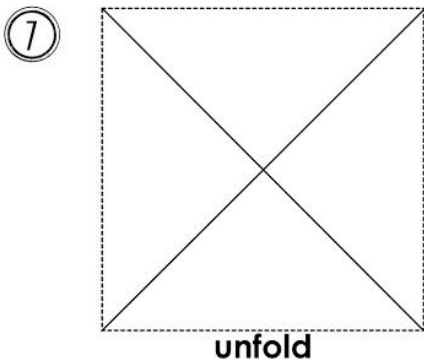
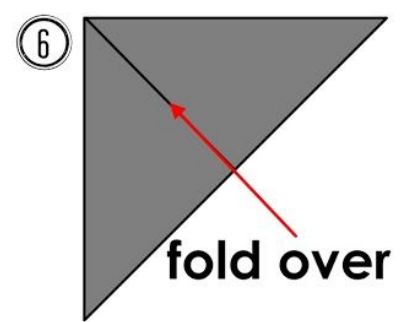
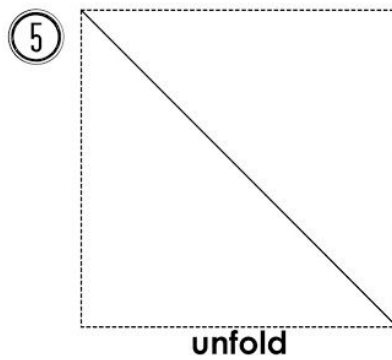
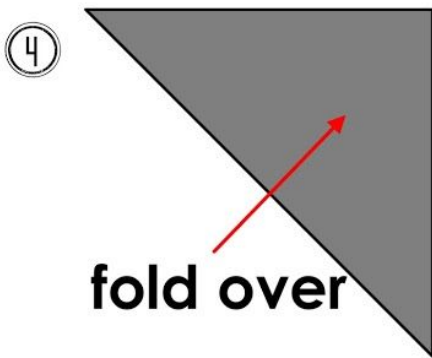
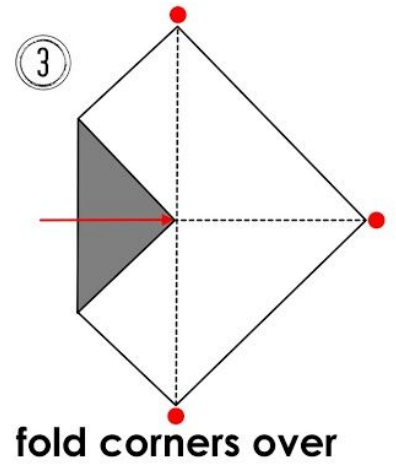
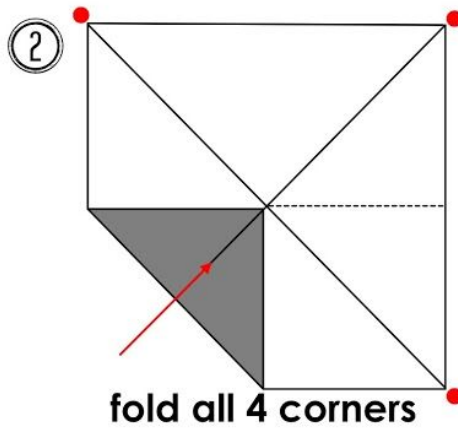
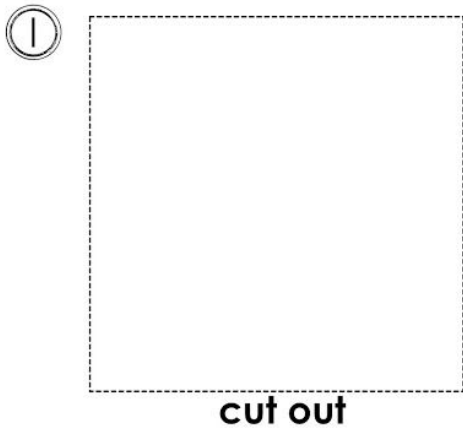
 <p>Sam</p>	<p>ham</p>	<p>tree</p>	 <p>Lorax</p>
<p>green eggs</p>	<p>Oink like a pig</p>	<p>Balance on 1 leg like standing on a stump</p>	<p>seed</p>
<p>bird</p>	<p>Pretend to juggle green eggs</p>	<p>seed like a sprout a ball & curl into</p>	<p>Wag your tail like a dog</p>
 <p>Horton</p>	<p>Flap your wings & pretend to fly</p>	<p>Max</p>	<p>Who</p>
	<p>egg</p>	<p>Squat & pretend to hatch an egg</p>	 <p>Grinch</p>
	<p>Sing & sway like a who</p>	<p>Who like a who</p>	



 <p>Cat</p>	<p>clean</p> <p>Pretend to pick up toys on the floor</p>	<p>water</p> <p>Swim like a fish</p>	 <p>Fish</p>
<p>hat</p> <p>Pretend to put on a hat as you squat down</p>	<p>Play a game of thumb war</p> <p>shake hands to</p>	<p>faces fish silly</p> <p>Make faces fish silly</p>	<p>bowl</p> <p>Pretend to fly a kite on a windy day</p>
<p>fun</p> <p>Play a game of thumb war</p>	<p>hand</p> <p>Pretend to shake hands to</p>	<p>Run in place for 20 seconds</p> <p>Run</p>	<p>game</p> <p>Pretend to fly a kite on a windy day</p>
 <p>Thing 1</p>	<p>hand</p> <p>Pretend to shake hands to</p>	<p>Run in place for 20 seconds</p> <p>Run</p>	 <p>Thing 2</p>





Rock Your★ Homeschool

Thank you so much for downloading these printable Dr. Seuss-Inspired Cootie Catchers. These printable pages have been created for my boys-and to share with you.

**For awesome written & visual directions on how to create a cootie catcher (paper fortune teller), [go to DLTk for how to fold an origami fortune teller.](#)

Clip art from [Vecteezy](#)

Have fun & keep rockin' it!

Amy★

TERMS OF USE

The downloads provided on Rock Your Homeschool are protected under copyright (2017). Resources are for PERSONAL USE ONLY.

You MAY:

- Save these files to your computer & print off as needed for your family/classroom.
- Link to my site (www.rockyourhomeschool.net) to share the resources with others.
- Show your family's/classroom's use of resource (with proper credit given) and link back to my site (www.rockyourhomeschool.net)

You MAY NOT:

- X Upload any of Rock Your Homeschool resources to your site or any other site.
- X Alter or sell any Rock Your Homeschool resources.
- X Use any Rock Your Homeschool resources for personal profit.
- X Link directly to the PDF when sharing.

For any questions regarding these terms of use, please email Amy at rockyourhomeschool@gmail.com